

# Understanding Places



Justine Leach, Design Council CABE Enabler



## Character and Local Identity



PEOPLE



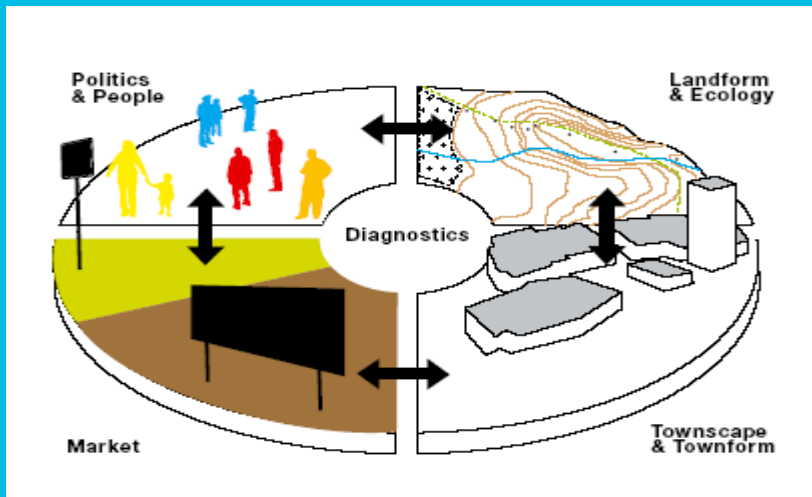
PLACES

### Character:

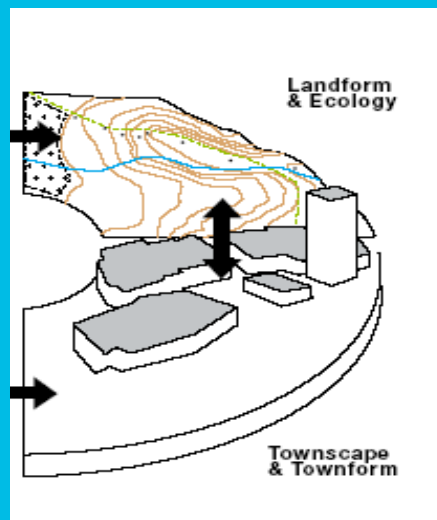
- Local distinctiveness
- Visual quality
- Human interaction

**+ Time**

# Influenced by different factors

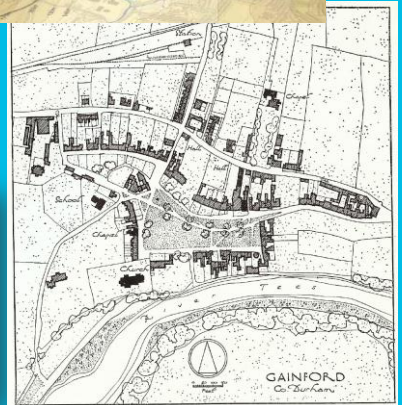


## Physical features:



# What kind of place?

- The physical components of a place
- Understand two dimensional and 3D elements
  - Landform & landscape
  - Townform & town components



## What are places made of?

### Buildings – small scale

- Materials
- Structures
- Building types/forms



Building elements/  
materials

### Development patterns – medium scale

- Building plots
- Streets and routes
- Neighbourhoods



Streets

### Local structure – large scale

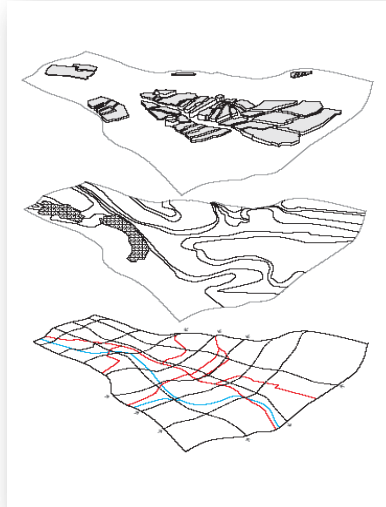
- Settlement
- Region: Topography/hydrology/infrastructure



Settlement pattern

# Landform and landscape

- Slope
- Prospect
- Aspect
- Vegetation
- Water system
- Ground condition



# Town form and townscape



2D

3D



Streets are the way we experience places.....



...and vital to place making and place identity






## QUALITIES

1. **Character**  
A distinct character
2. **Continuity and enclosure**  
Clear distinction between public and private space
3. **Ease of movement**  
Convenient connections & linkages
4. **Legibility/Easy to understand**  
The ability to make strangers feel welcome
5. **Convivial public realm**  
Lively public space
6. **Adaptability**  
The capacity to adapt to change
7. **Diversity and choice**  
A mix of uses



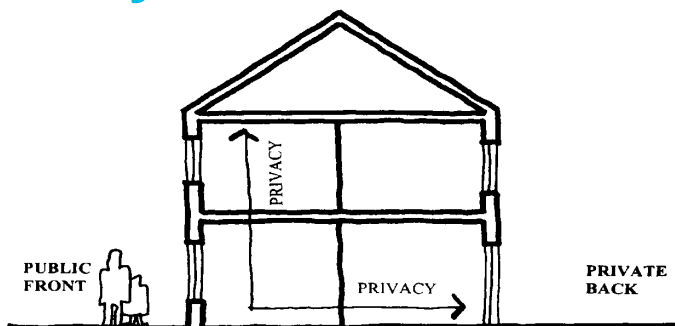
# Character and Identity

- Landscape
- Pattern of development
- Layout of buildings
- Scale
- Building traditions & materials



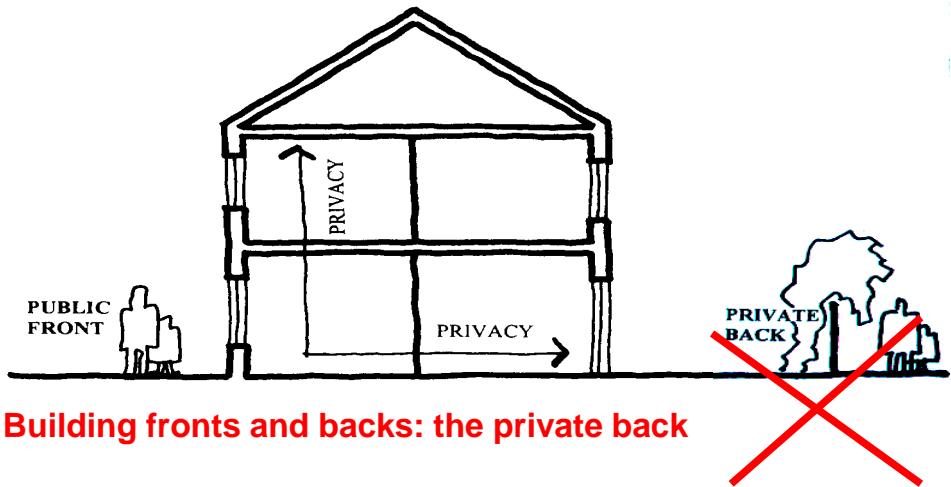
1  
3

## Continuity and Enclosure



### Building fronts and backs – the public front

For good surveillance and safe public spaces put the areas of buildings that need least privacy adjacent to the street. **Maintain this relationship.** An office, living room or kitchen are OK, a store room, WC or bathroom are not.



### Building fronts and backs: the private back

And we need a private back, a private outdoor space. If this is open to the public a screen of some sort is needed to maintain privacy. This screen blocks surveillance of the public space. **Avoid this relationship.**

### Joined up streets + active building fronts + private backs



- Privacy
- Enclosure
- Safe & overlooked streets
- Property security
- Active public spaces
- Natural surveillance of parking



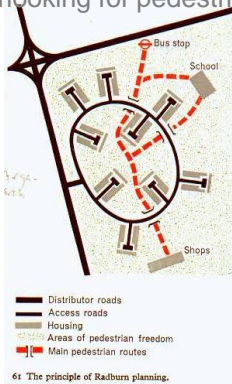
# Ease of getting around



- Routes that lead where people want to go



- A soulless place with no overlooking for pedestrians



- Dead end layouts limit choice

# Ease of getting around



- Convenient safe and comfortable routes
- Choice of routes



- Contact with nature



- Well connected spaces & routes

## Easy to Understand



A place that has a clear image

- Landmarks & gateways
- Views & visual links



- Direct pedestrian paths



- Visible routes and destinations

# Thank you

Justine Leach

[Justine@justineleach.co.uk](mailto:Justine@justineleach.co.uk)



CABE is now part of the Design Council